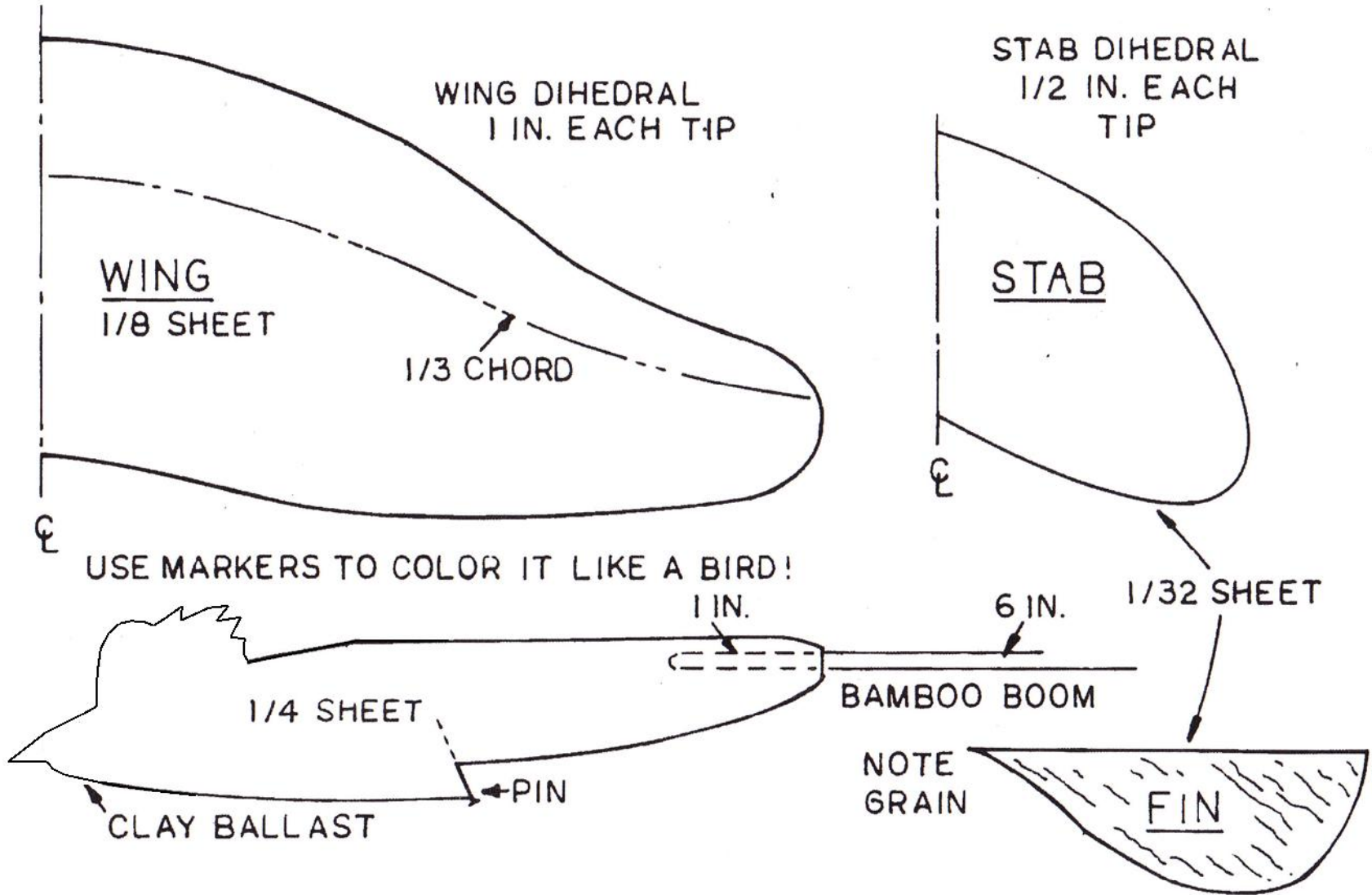
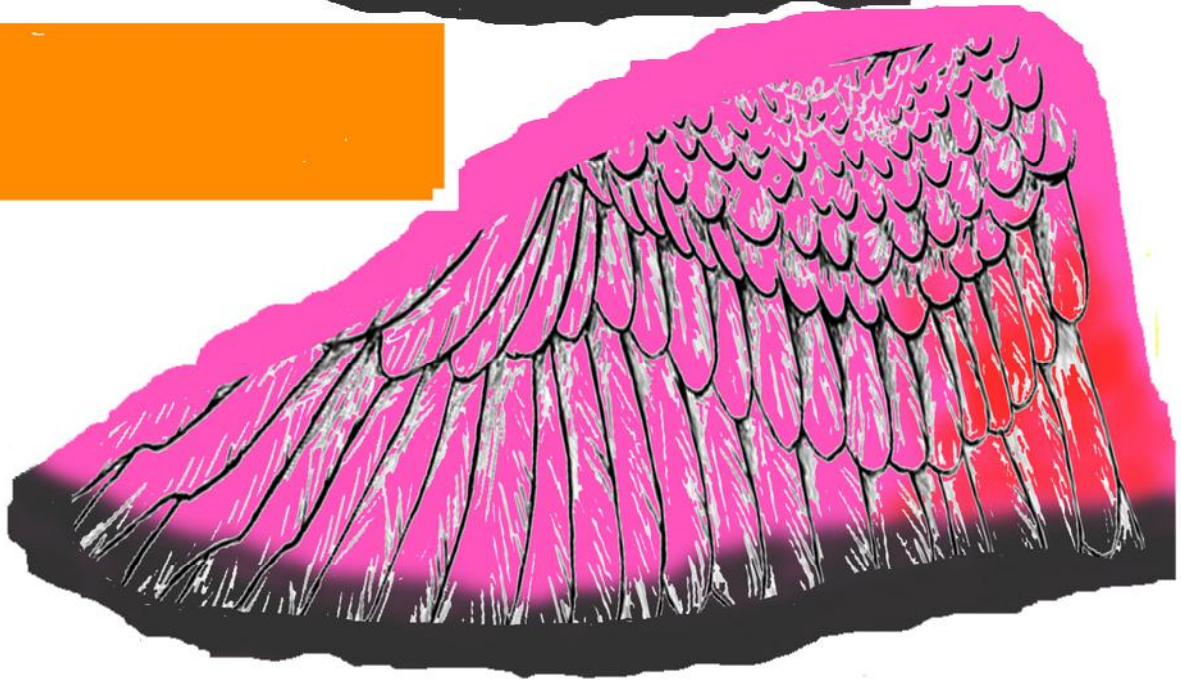
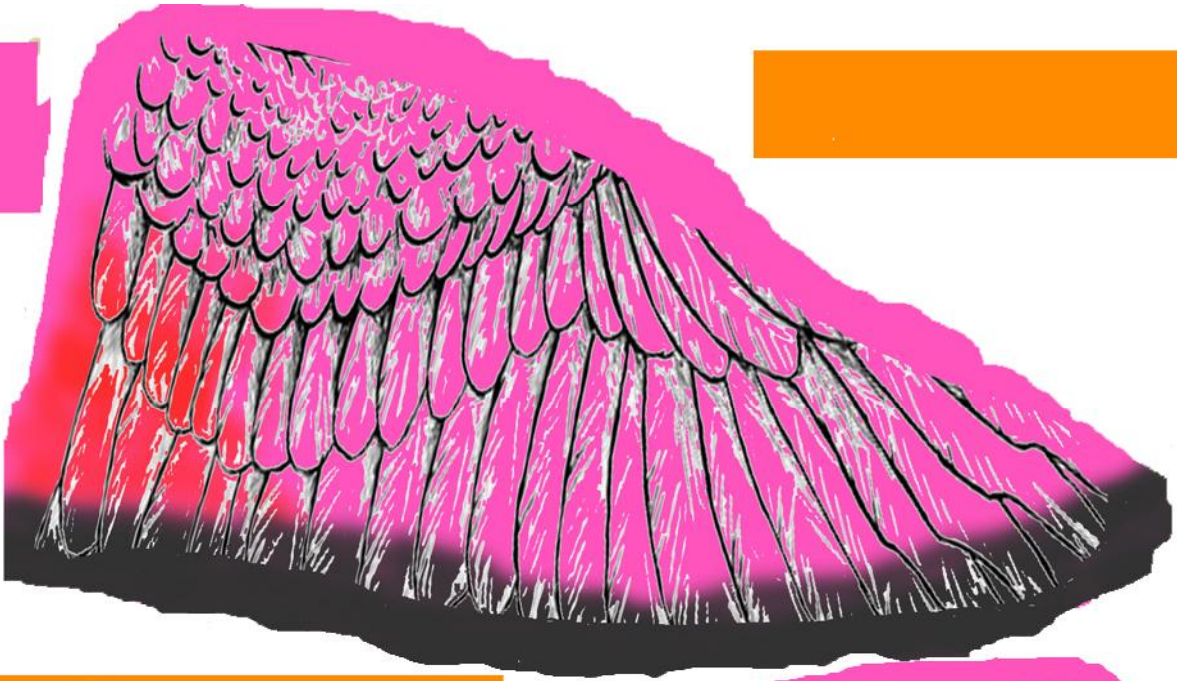
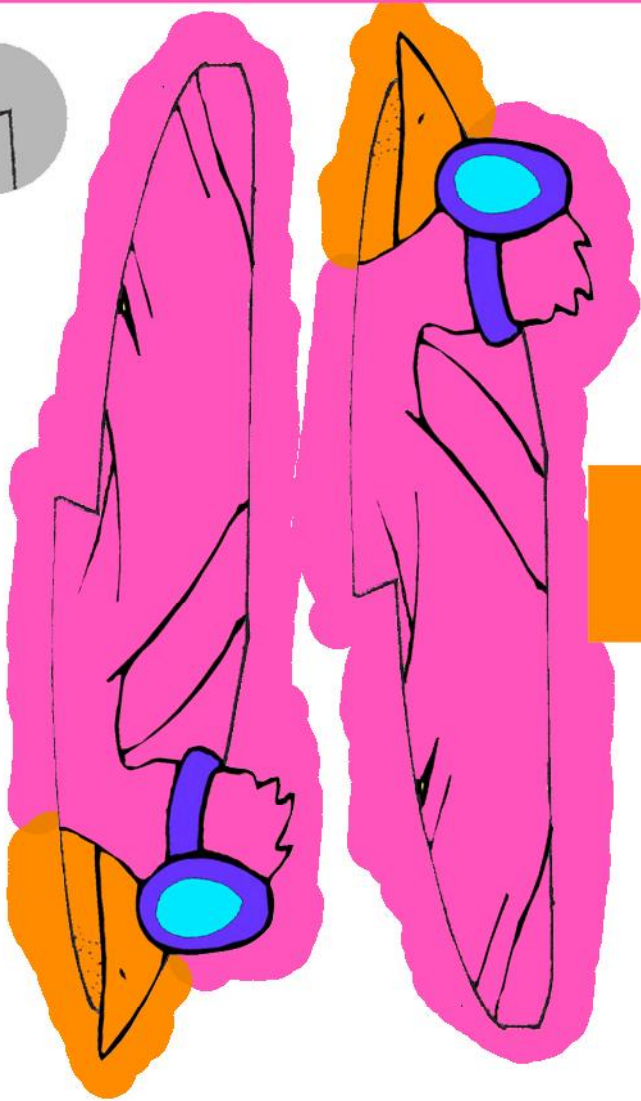


A CATAPULT GLIDER BY DAVE STOTT



(DRAWN BY MARK FINEMAN)



## **Bogus Bird** by Dave Stott, drawn by Mark Fineman - Sept/Oct 1986

Please see the plans on- [FlyingAcesClub.com](http://FlyingAcesClub.com)

- click on the menu- About the FAC -scroll down to the Newsletter Archives, click on #111, page 14

\*\*\*\*\*

- You may choose to include a pin to re-enforce the rubber slot (see plan). I included a gray circle in the print. Cut this out of 1/32 or 1/64 ply and then cut in half along the Z-line. Glue to both sides of the fuse to re-enforce the rubber slot. Clever builders will feather/sand the curved edge of the ply before gluing on.

- Kids will mess with everything. A wad of clay on the nose to balance the plane is too tempting to play with. I drill a hole and fill it with lead. Then seal the hole so that the child can never get to the lead or change the balance. Save some tissue to cover the hole.

- I cut a small slot on each side of the fuse at the tail end of the bamboo skewer. This allows small fingers to easily hold the plane for launch. Some people glue on sandpaper. Cutting a groove is much lighter.

- I choose not to sand the edges round on the fuse. It is easier to put the tissue on and it looks more like a cartoon. Use the color sections to first edge the balsa fuse, matching the color to the side color.

- The very last step is glue and aligning the tail. I glue all tail parts to the bamboo skewer first (use 1/32 spacer under the stab when gluing so that you glue to the center of the round bamboo skewer) then glue the bamboo skewer into the balsa fuse.

- Just realized the date, the Bogus Bird is exactly 30 years old as I write this.

Thanks for putting up with my Cookup rules. I'm just attempting to get participation. Cookups are hard to get going. Please post photos of your progress during the build - Always ask questions, we have many smart modelers on FFCookup.

have fun - Rick

Canary - Yellow

Blue Jay - Blue

Cardinal - Red

Crow - Black/Grey

Flamingo - Pink

Parakeet - Green

Parrot - Parrot wings, multi color

Scary Eagle - Grey, showing teeth

Leonopteryx - from the movie Avatar